

FOCUS !

WWW.FOCUSGROUPCC.COM/

Serious photographers sharing their knowledge and experiences

Notes from the President

By Cyane Lowden

I look forward to an active year with the Focus Group. Our first board meeting was held on June 25th . We have committee chairs but you, the members, need to volunteer to be on at least one of these committees, if you haven't done so already. This is an active club and everyone needs to participate to keep it that way.

The September newsletter will provide more detailed information on our planned activities but it is shaping up to be a year with many programs. Bob Coles has started a meet-up group which will be monthly with the participants choosing the location each time. It should be a unique opportunity for exploring Richmond.



The FGCC Officers and Staff

Cyane Lowden	President
Cindy Krumbein	VP and Programs
Stephen Rethford	Secretary
Gilpin Brown	Treasurer
Bob Coles	Chief Editor
Cindy Krumbein	Editor
Frank Feigert	Editor
Ron Ratcliffe	Publishing

Committees and Chairs:

Frank Feigert	Membership
Debbie Roberts	Field Trips
Bill Billings	Website Coordinator
Al Warfield	Roundtable Org.
Hal Tyler	Exhibits



From the Bay to the Mountains


By Debbie Roberts

Jimmy and I have never been on vacation in the almost 13 years that we have been married. So I think we were trying to make up for it in 4 days/.

We set out July 4th going to Chic's Beach by the Chesapeake Bay Bridge to photograph a fireworks show a friend was shooting from a barge ¼ mile off shore.



From there we headed to Lexington. We had a great time; we went to the BB&T Hot Air Balloon Rally Saturday morning then to the Natural Bridge Caverns.



Press Release from the Richmond Public Library

August 2013 Art Exhibits

The following exhibits will be on view from Friday, August 2, 2013, through Tuesday, September 3, 2013: **Gellman Room**—“Not Necessarily Black and White”—new works and continuing projects by Richmond photographer David Everette. New works in different genres, including his “Greening of America” Series, “Hands” and “People” series. These are somewhat of a departure for David from his nature and wildlife images that have gained him a reputation as a photographer of the natural world.

Dooley Foyer & Dooley Hall—“Scapes”—landscapes, waterscapes, and cityscapes in oils of the neighborhood and beyond by Richmond artist Michelle Hoffman

2nd Floor Gallery—“The Jubilo Collection”—depictions of legendary Richmond events and mythical characters by Richmond artist Nessa Johnson.

David Freed Gallery—the library’s permanent collection of prints of renowned authors by David Freed

Newbold Perkins Gallery—paintings by Anne Newbold Perkins, Richmond artist and former Richmond Public Library artist

First Friday, a monthly opening-night reception for all the artists of the library’s exhibit areas, will be held on Friday, August 2, 2013, from 6:30–9pm.

Contact: Lynn Vandenesse, 646-7223

Lake Anna Winery Tour, Tasting & Photography

Saturday August 10th at 11:00 AM

By *Debbie Roberts*

<http://www.lakeannawinery.com>

If you are interested in tasting there may be a fee of \$5.00

We can stop at **Ally’s Restaurant** on Lake Anna and have lunch.

The restaurant is located at one of the marinas.

The 8th Annual South African Food & Wine Festival

September 14th & 15th, 2013

Grayhaven Winery

4675 East Grey Fox Circle
Gum Spring, Virginia 23065 USA
(804) 556-3917

www.GrayhavenWinery.com

Get them at a cheap price: Just an FYI, Tickets are now on sale for the Grayhaven Winery, South African Food & Wine Festival. Tickets are \$13.00 for General Admission & \$15.00 for Wine Tasting. This price is through July 31st. Aug 1st - Sept. 10th, tickets are \$20.00 & \$25.00; At the door tickets are \$30.00 & \$35.00. Here is the link to purchase tickets:

<http://www.southafricanfoodfest.com/html/tickets.html>

Please let me know ASAP if you plan on attending. If we have enough people I will call and see if we can get a group rate or arrange to share some photographs with them.

Debbie Roberts

Photo Transfer Workshop

Alleghany Highlands Arts and Crafts Center, Clifton Forge.

The workshop on August 8 will be done on tiles with smaller images due to time constraints.

The Center will supply all the materials and even some photos to experiment with.

If you have some you want to ask about or try you are welcome to use those.

Time 1-4 pm, Friday August 8, 201. Cost \$35 includes 4 tiles and all materials.

For additional information:

follyhall@aol.com

, 439 E Ridgeway St, Clifton Forge, VA 24422

ATG Tape use for Framing Prints

By Al Warfield

For a few years I have been using ATG Tape (Adhesive Transfer Tape) by 3M (Scotch) for attaching mats to backing used to frame photographs. I apply the tape using a special dispenser also by 3M. The tape is available in 1/4" or 1/2" widths. The acid-free tape sticks better and is all acid-free, so it is an obvious choice for framing. But the mats can come loose if the matted prints are stored in a stack before completing framing. Recently I needed to buy more tape, so I did a search to find the best price. A site called <http://www.jerrysartarama.com/> was listed as having this product for about half of what many other sites charged for what I thought was the same product. So I ordered several rolls.

The tape from Jerry's was in smaller rolls so I realized it was not by 3M. I tried to use it in an ATG dispenser, but instead of applying the double-stick tape to the backing, the tape pulled the top layer of paper from the board up with it and the whole thing passed around to the take-up spool. So this tape won't work like the 3M tape. Then I tried cutting a piece of tape and applying it to the board. I had to manually remove the backing, which was not easy to do until I found an old Xacto knife and used that to separate the backing from the adhesive. I repeated this process at several locations on the board, placed the mat in just the right position, and pressed on the mat to firmly attach it. The mat was now attached permanently. It will never come apart without tearing the top layer of paper from the backing board. Using the product is time-consuming but the results are worth it.

The product is available here: <http://www.jerrysartarama.com/discount-art-supplies/tapes-and-adhesives/tape/acid-free-atg-tape.htm>. They also carry 3M ATG tape. But I didn't find anything saying that the tape cannot be used in the 3M dispenser except in the listing for the dispenser, which just says it's for 3M ATG Tape. I still use the 3M tape if what I want is a bond that I can take apart again without destroying the components.


Help find churches

By Ralph Sell

As a summer project, I started photographing Richmond-area church buildings. I quickly learned that a comprehensive survey is beyond my resources—I'd guess there are about 1,000 in the metro area. To narrow the project, I concentrate on the newer and/or less formal churches. Some of these have often been called "store-front churches," but members and their pastors usually do not accept the label. Since new and less formal by definition, these churches often do not appear in available lists and in fact I've already encountered lots of name and address changes. In addition many describe themselves as independent churches.

I ask your help in locating such churches. If you know of one (or more), especially if it is picturesque, email me information so I can find it: name, address, ZIP code would be most helpful (my GPS gadget likes the ZIP). If you want to be extra helpful, also include the direction the church faces so I can guess whether AM or PM light is best. RRSell@Verison.Net If all goes well, I eventually hope to contact some of the churches I've photographed and broaden the survey to include interiors and members.

Thanks in advance.



Summer's Color

By Ron Ratcliffe

Presquile Photo Trip

By Debbie Roberts

.Presquile National Wildlife Refuge was officially established in 1953 for use as an inviolate sanctuary, or for any other management purpose, for migratory birds.” It is an important stopover site to migratory birds as they travel up and down the Atlantic Flyway. In addition, the 1,329 acre island refuge provides protected breeding habitat for State-listed threatened and endangered species, as well as many neo-tropical migrating bird species. Hundreds of native plant and animal species thrive in the isolated wetlands, forests, and grasslands.

We searched for bald eagles, great blue herons, egrets, and osprey during this unique opportunity to travel the waters of the

James River with the US Fish and Wildlife Service guide Cyrus Brame. Everyone who signed up came except for Ralph, who was ill (hope your better) and my #1 who said he would never eat at the mall again.




I was so excited as the morning fog was resting on the James River, it was a nice setting for a morning boat ride and some interesting photography.

We had planned on being on the water for an hour and on the island for an hour but with all the rains and a group of teens that camped on the island overnight Cyrus thought we



would have our best chances to see some nesting birds on the water. We were even fortunate enough to encounter a deer on the bank who apparently loved having his picture taken.



I personally don't have good birding gear so I will be excited to see everyone else's images that they captured on our journey. Thanks for coming out every one, it was nice to be as one with all of you on the water!

Bev Nelson also sent a thank you card from the group along with a few images that she took to Cyrus. I would also like to send him at least one from everyone for him to use however he desires. So if you would send them to me with your water mark, I would be very grateful. Bev and I will be considering another tour in February through Eagle Tours of Discover the James, at <http://discoverthejames.com/?q=Eagle-Tour>.

The Eagles are moving around a lot on the river at this time of year. This trip will have a substantial fee involved for the larger boat, if not everyone is interested we could just do a regular charter.



Calendar 2013

August

Summer Break

No meeting

10	Fieldtrip	Lake Anna Winery		Debbie
24	Meet-up	South of the James Market in Forest Hill Park		Bob
26	Deadline	For September Newsletter		Bob

September

TBA	Board Meeting		All are welcome	Cyane
10	Club Meeting		TBA	TBD
30	Deadline	For October Newsletter		Bob

October


TBA	Board Meeting		All are welcome	Cyane
5	Show	Deliver your James Center work 9-10AM		Vicky
5	Show	James Center (10/5 to 10/26)		Vicky
8	Meeting/Reception		James Center Reception	TBD
25	Show	Pick up your James Center work after 2PM or		Vicky
26	Show	Pick up your James Center work at 10AM		Vicky
28	Deadline	For November Newsletter		

November

1	Show	SunTrust Gallery (11/1 to 11/30)		TBD
TBA	Board Meeting		All are welcome	Cyane
12	Club Meeting		TBA	TBD
25	Deadline	For December Newsletter		Bob

December

TBA	Board Meeting		All are welcome	Cyane
6	Show	Richmond Public Library (12-6 to 12/31)		TBD
6	Reception	Richmond Public Library Show		TBD
10	Club Meeting		TBA	TBD
30	Deadline	Newsletter For January Newsletter		TBD



By Sue Ratcliffe

Summer Shots



Sunset

by Linda Warfield



Goats

Cyane Lowden



Visitor

Ratcliffe

The Charge Of A Young Bull Elephant

by Hal Tyler

A few years ago, FGCC Member Pete Sherer and I along with our wives visited Botswana's Okavango Delta or as some refer to it as Okavango Swamp. It's 10,000 square miles of reed beds, water lilies and flood plains and is perhaps one of the most beautiful places on Earth.

During our visit, which was a photo trip, Pete decided to get off of the safari vehicle in order to get closer to the young bull which was off to our left. Pete, accompanied by one of the guides moved in slowly and much closer to get what he hoped would be a better photo opportunity. Pete reached a place where he could get the close up shot he wanted and at that moment, the young bull charged. Pete continued to "shoot" while the guide went into action to distract the young bull. Finally, the young bull stopped in his tracks and bellowed a warning and stomped off in another direction.

Meanwhile, I was still on the safari vehicle, "shooting" the incident with my long lens. The accompanying photo shows the angry young bull elephant stomping away and splashing as he walks through the Delta Swamp.

